

NAME _____ DATE _____

KWLH Chart

What I K now	What I W ant to Know	What I L earned	How I Can Learn More

Persuasive-Letter Organizer



Choose an issue or topic about which you have a strong opinion. Then write a letter expressing your views. Your goal is to convince the reader that your opinion is the correct one. Follow the directions below to help you structure your letter.

_____ (Your school name)

_____ (Your school address)

_____ (Today's date)

_____, (Greeting)

Introduction: Describe who you are and why you are writing the letter.

Paragraph: Explain the different viewpoints.

Paragraph: Describe your viewpoint. Include facts and details to support your opinion.

Paragraph: Provide at least two possible solutions to the problem.

Final sentence: Thank the reader for his or her time.

_____, (Closing)

_____ (Your signature)

Debate Organizer



The graphic is a large rectangular frame with rounded corners, outlined with a decorative border of alternating purple and blue squares. A central circle, also with a purple and blue checkered border, is connected to the four corners of the frame by solid blue lines. The text labels are positioned in the four quadrants created by these lines.

Supporters believe:

Opponents believe:

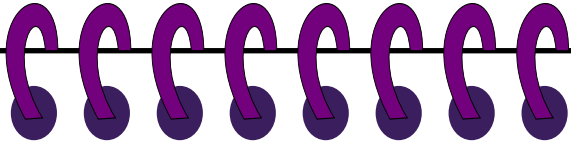
The issue is:

The opinion of one of my classmates is:

My opinion is:



Note-Taking Organizer



MY NOTES

Main points from my notes

1. _____

2. _____

3. _____

Two questions I still have

1. _____

2. _____

Strategies that I will use to answer my questions

- _____
- _____
- _____
- _____
- _____

Five Ws and One H



Reporters make sure that their news stories contain the five Ws and one H (who, what, when, where, why and how). Pick a topic and then fill in the organizer below. Use the information to write a news story on the back of this page.

WHO is the story about?



WHAT happened in the story?



EVENT or topic



WHEN did it take place?



WHERE did it take place?



How did it happen?



WHY is this event or topic important?




Analyzing a Photo



Choose a photograph from an issue of TFK, a newspaper or another magazine.
Cut and paste the picture inside the center oval. Then answer the questions in the ovals.

Who or what is the
subject of the photo?

What is happening
in the photo?



Paste the photograph here.

What colors, shapes and
objects are in the photo?

How does the photo
make you feel?

BONUS: Write a caption for the photo on the back of this page. A caption describes the picture and adds information.

Character-Traits Chart




Choose a character from a story or a book that you are reading and list the traits that you think describe him or her in the chart below. Some examples of character traits appear at the bottom of this page. Use this list if you need help. Then find examples from the text that show each trait and write them in the chart.

Character's Name	A trait that Describes Him or Her	Examples from the Text that Show This Trait

COMMON CHARACTER TRAITS

adventurous
ambitious
bold
courageous
courteous
curious



dependable
determined
generous
honest
loyal
mischievous



observant
patient
reliable
selfish
sincere
unselfish



Word-Study Boxes



DEFINITION	SENTENCE
WORD	
SYNONYM	PICTURE
ANTONYM	

DEFINITION	SENTENCE
WORD	
SYNONYM	PICTURE
ANTONYM	


DEFINITION	SENTENCE
WORD	
SYNONYM	PICTURE
ANTONYM	

DEFINITION	SENTENCE
WORD	
SYNONYM	PICTURE
ANTONYM	

NAME _____ DATE _____

Reading Record

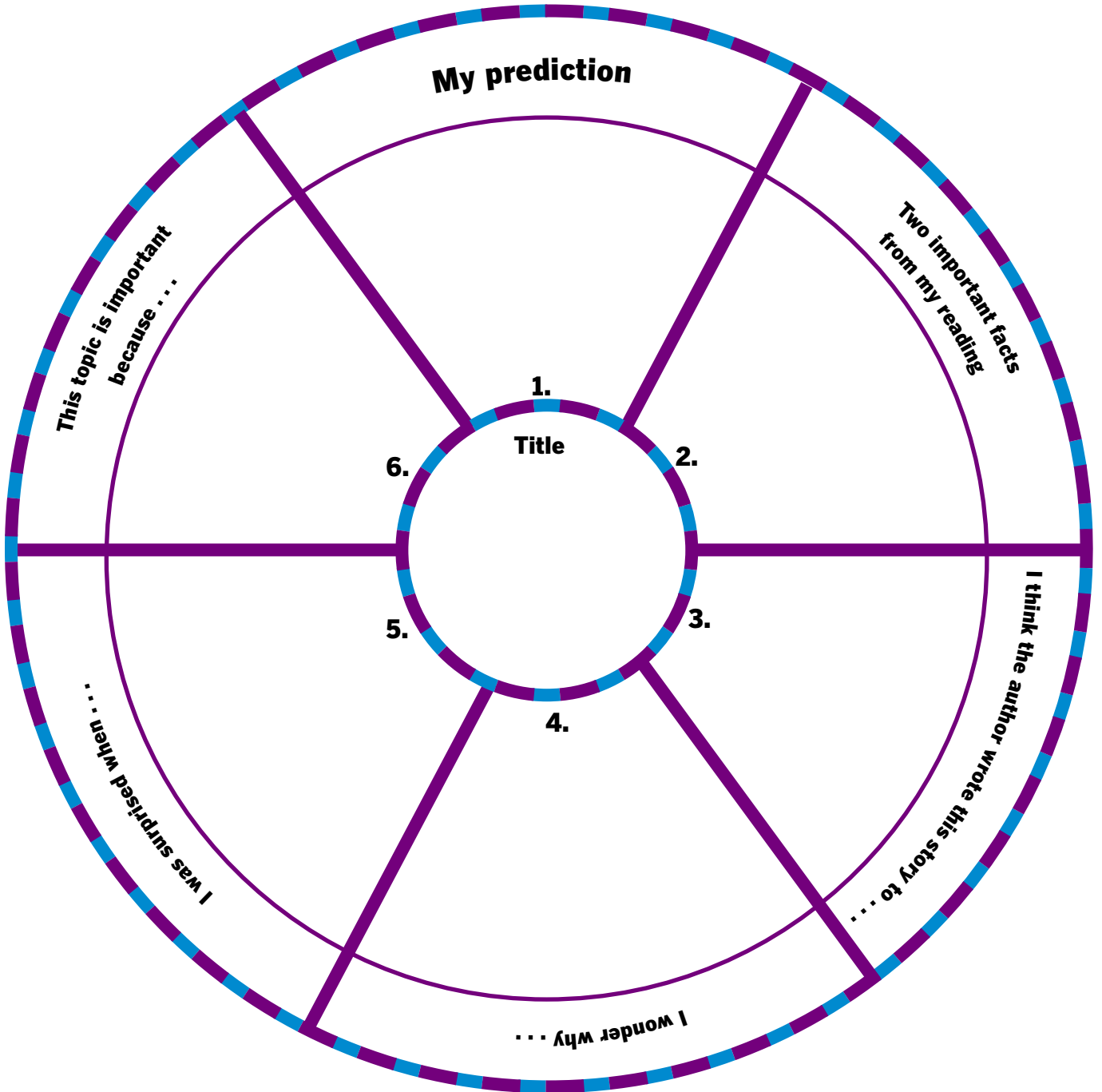
Title	Author	Genre	Number of Pages	One Thing I Want to Remember from My Reading
1.				
2.				
3.				
4.				
5.				
6.				
7.				



Stay on Target




Use this organizer as you read a story, book or article.



What's the Big Idea?



The main idea of the essay or article



The main idea of paragraph ONE

The main idea of paragraph TWO

The main idea of paragraph THREE

Details that support this main idea

- 1.
- 2.
- 3.

Details that support this main idea

- 1.
- 2.
- 3.

Details that support this main idea

- 1.
- 2.
- 3.

NAME _____ DATE _____



Prediction Chart

Use this organizer before you read a story, book or article.

My Prediction	Why I Made This Prediction	One Strategy That I Used to Make My Prediction	Was My Prediction Correct?	
			Yes	No

Cause-and-Effect Chart



The **cause** is the reason something happened.
The **effect** is what happens as a result.

Identify an event or an issue. Find the cause or causes by asking, **Why did this happen?**
Find the effect or effects by asking, **What happened as a result?**

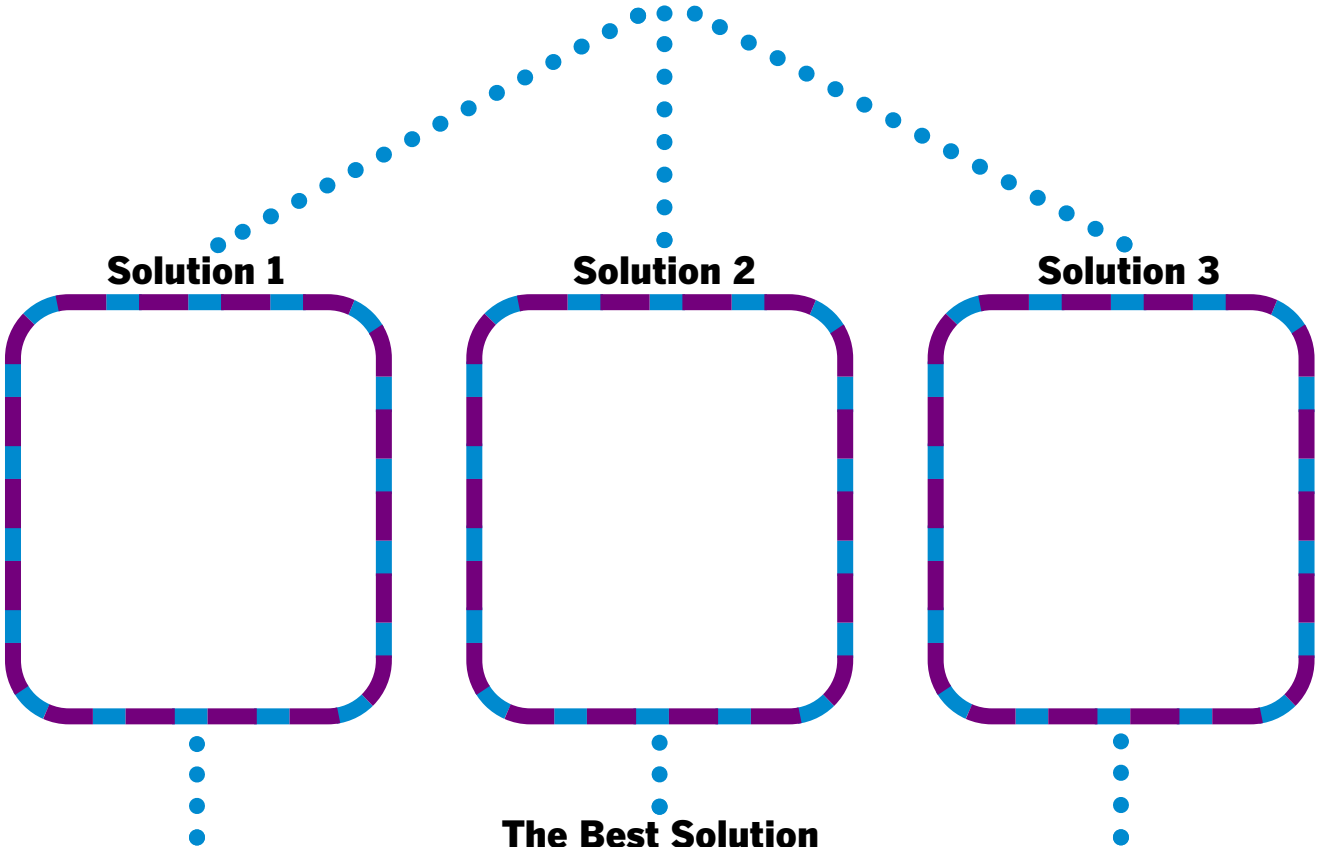
Cause	Effect
	Effect
	Effect
Cause	Effect
	Effect
	Effect

Problem-Solution Chart



The Problem

Possible Solutions to the Problem

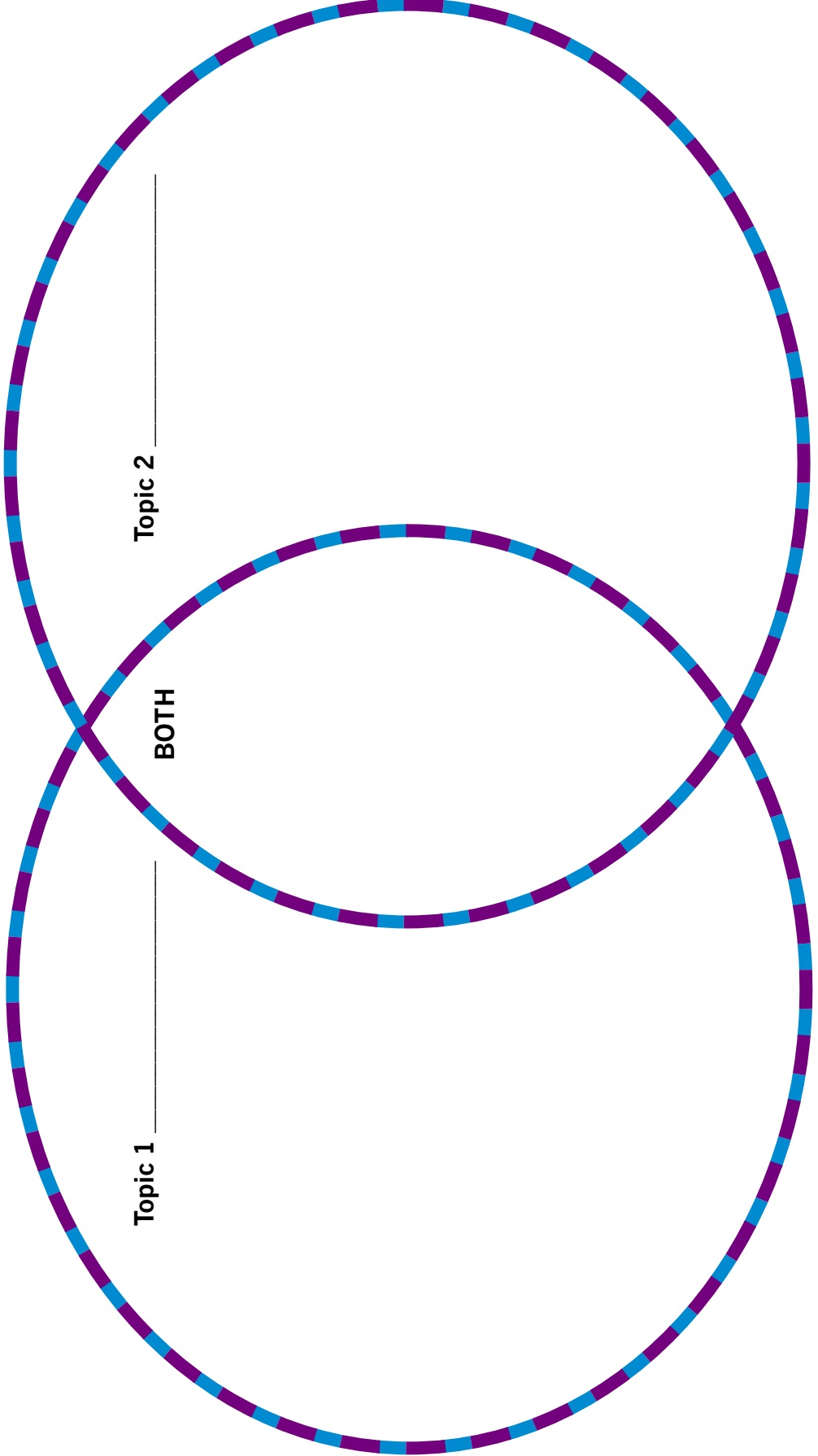


NAME _____ DATE _____

Venn Diagram



Use the Venn diagram below to help you compare and contrast two people, two places or two things. Write a topic in each circle. Next, list the differences between the two topics in the outer circles. Then list the similarities in the middle.



NAME _____

DATE _____

t-Chart

A large t-chart grid is centered on the page. It consists of a vertical line and a horizontal line that intersect at the center. Both lines are composed of alternating purple and blue rectangular segments. The vertical line extends from the top of the page to the bottom, and the horizontal line extends from the left edge to the right edge. The intersection point is at the center of the page.

Sequencing Chart



First _____



Next _____

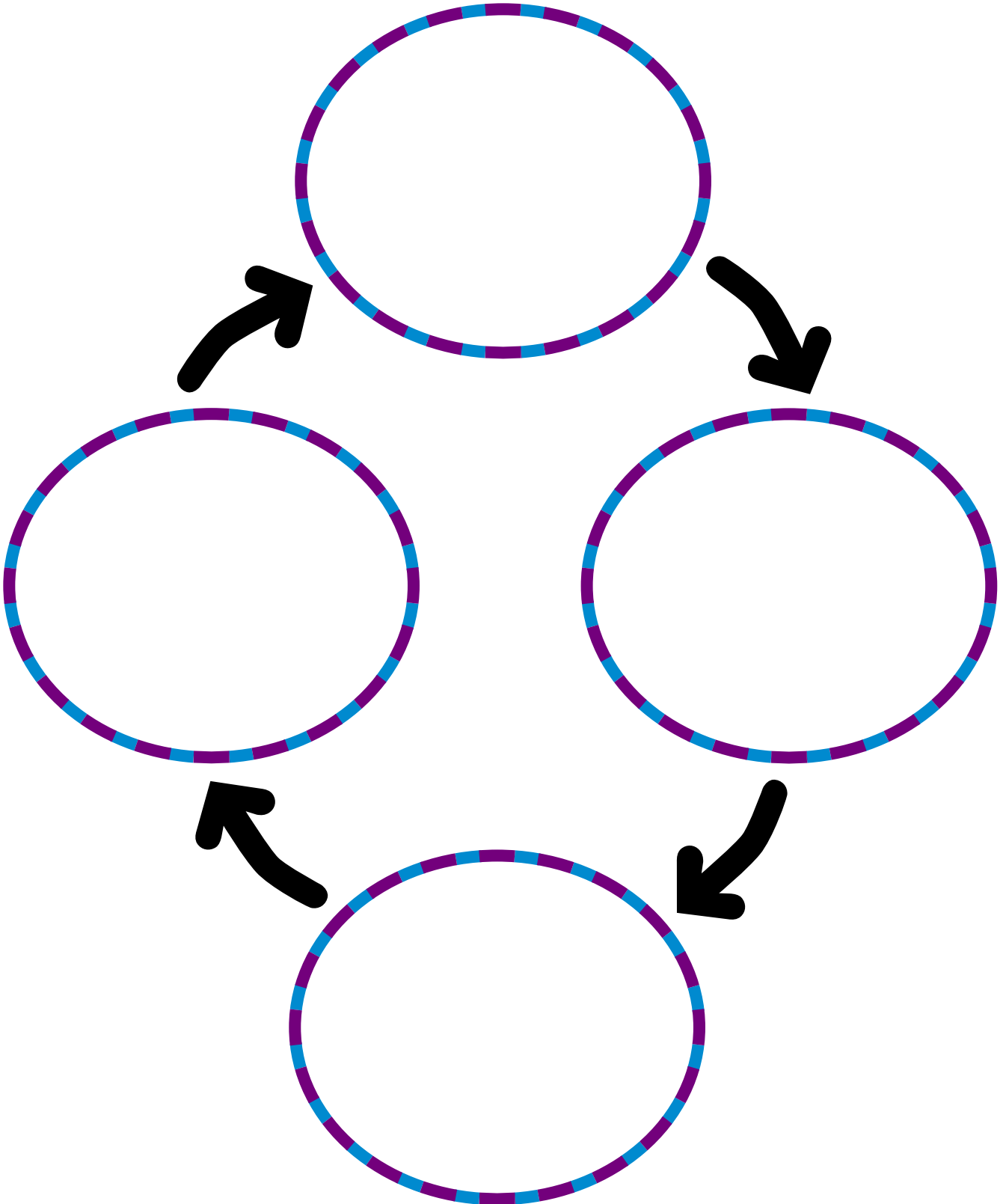


Then _____



Finally _____

Cycle Web



NAME _____

DATE _____

Three-Column Chart



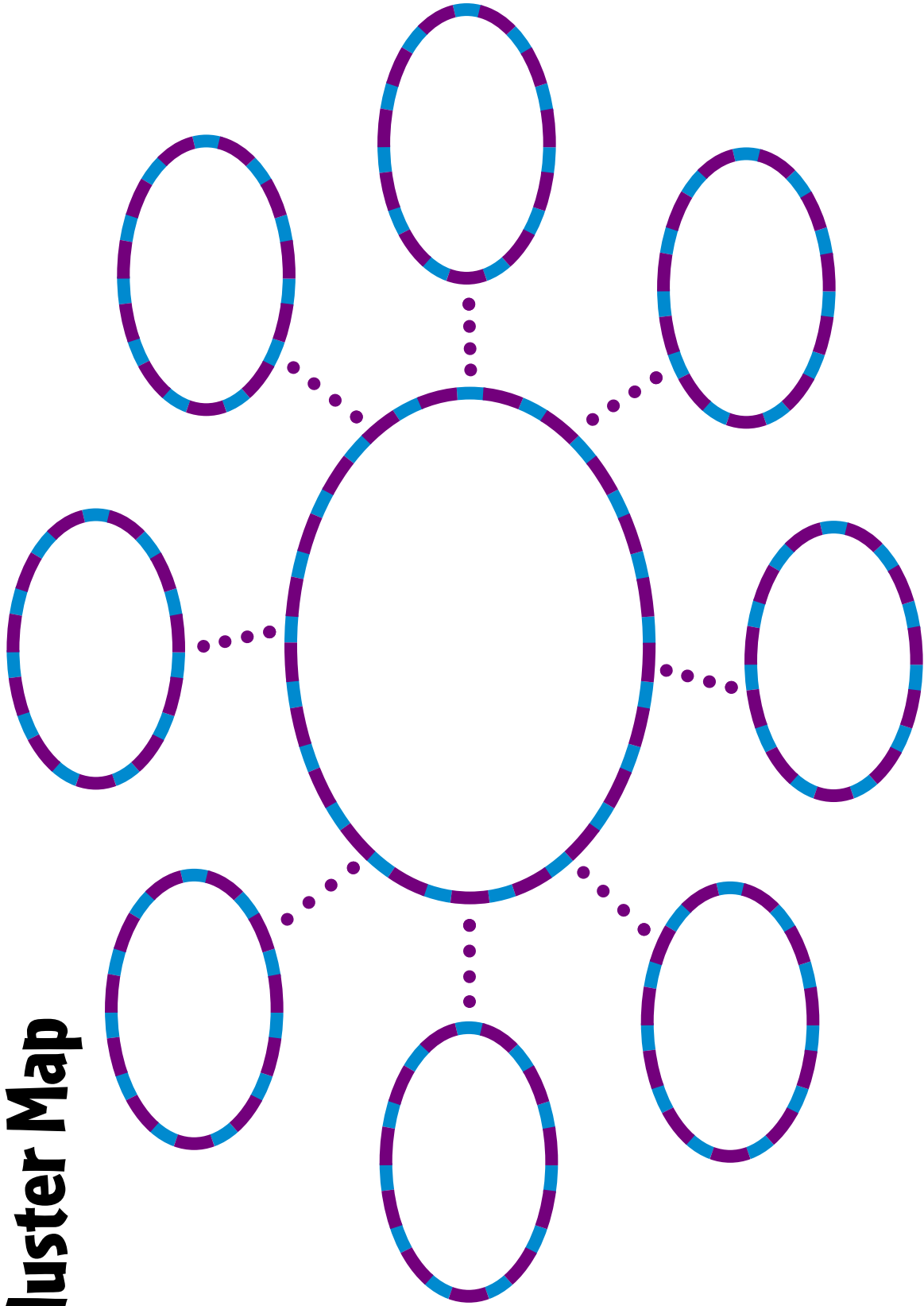
--	--	--

NAME _____

DATE _____



Cluster Map



Research-Paper Organizer



Choose a topic that you would like to learn more about. Then fill in the chart below as you research the topic. Find three main ideas about the subject and three supporting details for each idea. Keep track of your sources in the box below.

Topic of my research paper: _____

A. Main idea: _____

Supporting details:

1. _____

2. _____

3. _____

B. Main idea: _____

Supporting details:

1. _____

2. _____

3. _____

C. Main idea: _____

Supporting details:

1. _____

2. _____

3. _____

SOURCES

Title	Author	Publisher	City	Year